

PM₁₀ (ug/m³) Data for December 31, 2011

PM₁₀ Particulate matter that is 10 microns or less in aerodynamic diameter

Preliminary Data Subject to Change

Air Monitoring Stations			
Time	Honolulu 1250 Punchbowl St.	Pearl City 860 4th St.	Kapolei Kapolei Business Park
1:00 a.m.	10	7	10
2:00 a.m.	14	21	9
3:00 a.m.	13	15	7
4:00 a.m.	9	12	5
5:00 a.m.	15	17	4
6:00 a.m.	10	17	4
7:00 a.m.	8	10	5
8:00 a.m.	8	18	8
9:00 a.m.	9	19	9
10:00 a.m.	10	10	5
11:00 a.m.	7	10	7
12:00 noon	9	9	12
1:00 p.m.	9	8	18
2:00 p.m.	3	9	11
3:00 p.m.	4	9	9
4:00 p.m.	6	9	1
5:00 p.m.	6	11	16
6:00 p.m.	9	20	10
7:00 p.m.	11	8	8
8:00 p.m.	10	7	7
9:00 p.m.	6	35	9
10:00 p.m.	3	22	10
11:00 p.m.	9	29	11
12:00 midnight	8	96	10
24 hour average^a	9	18	9

^a State and Federal Standard is 150 ug/m³ *averaged over 24 hours*

PM₁₀ (ug/m³) Data for January 1, 2012

PM₁₀ Particulate matter that is 10 microns or less in aerodynamic diameter

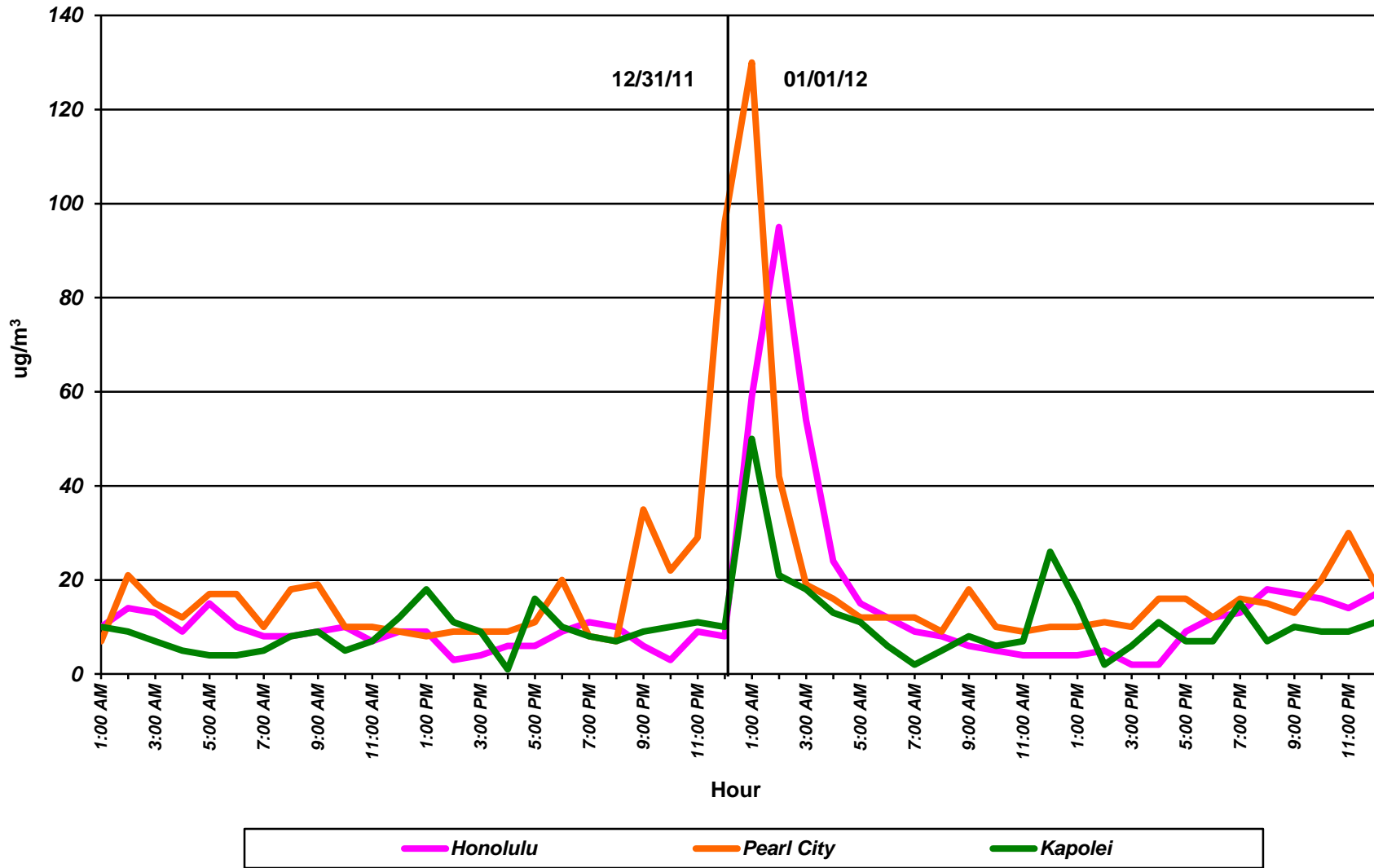
Preliminary Data Subject to Change

Air Monitoring Stations			
Time	Honolulu 1250 Punchbowl St.	Pearl City 860 4th St.	Kapolei Kapolei Business Park
1:00 a.m.	59	130	50
2:00 a.m.	95	42	21
3:00 a.m.	54	19	18
4:00 a.m.	24	16	13
5:00 a.m.	15	12	11
6:00 a.m.	12	12	6
7:00 a.m.	9	12	2
8:00 a.m.	8	9	5
9:00 a.m.	6	18	8
10:00 a.m.	5	10	6
11:00 a.m.	4	9	7
12:00 noon	4	10	26
1:00 p.m.	4	10	15
2:00 p.m.	5	11	2
3:00 p.m.	2	10	6
4:00 p.m.	2	16	11
5:00 p.m.	9	16	7
6:00 p.m.	12	12	7
7:00 p.m.	13	16	15
8:00 p.m.	18	15	7
9:00 p.m.	17	13	10
10:00 p.m.	16	20	9
11:00 p.m.	14	30	9
12:00 midnight	17	19	11
24 hour average^a	18	20	12

^a State and Federal Standard is 150 ug/m³ *averaged over 24 hours*

1-Hour PM₁₀ (ug/m³) Data for December 31, 2011 and January 1, 2012

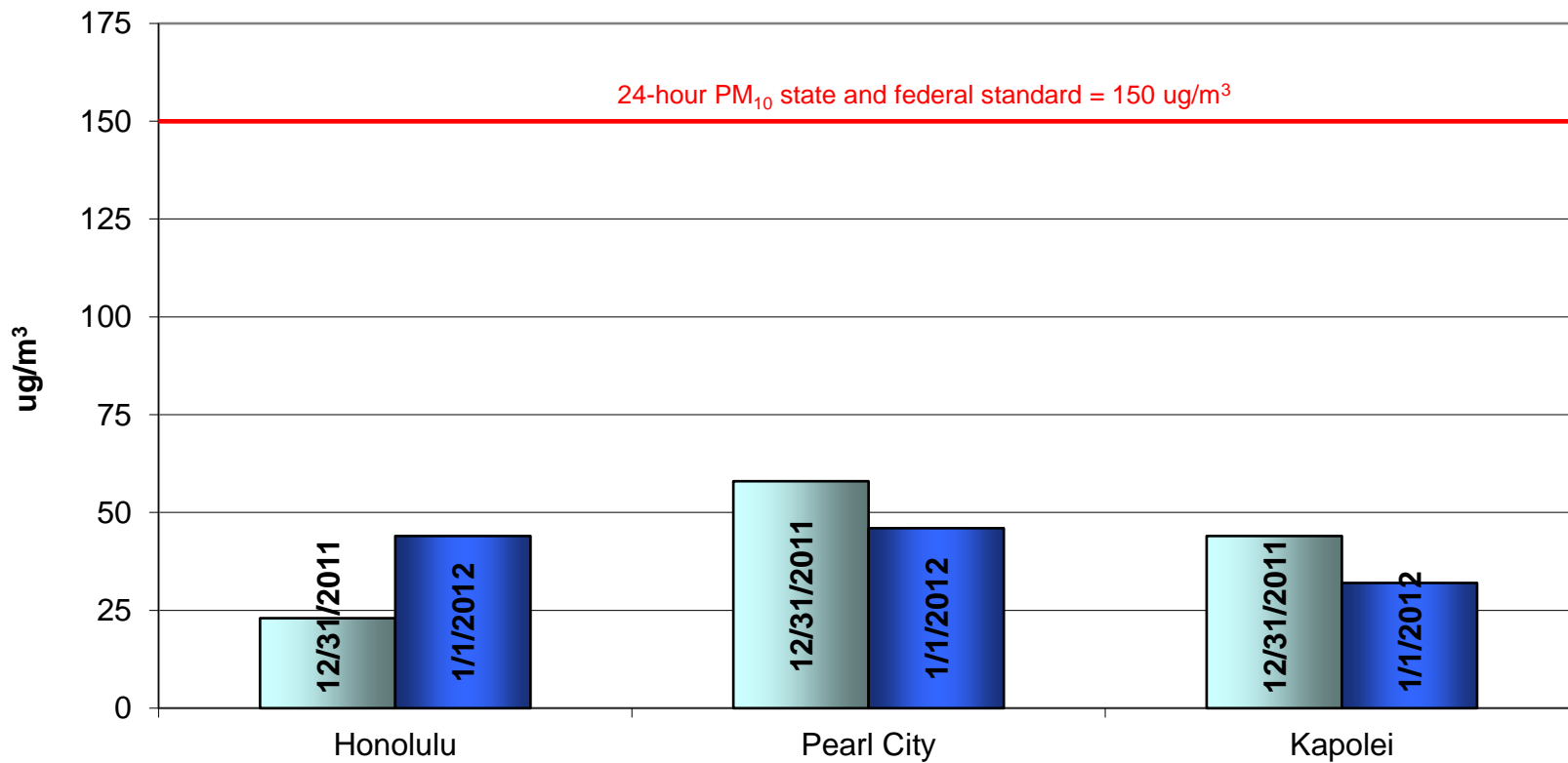
(Preliminary Data Subject to Change)



There is no state or federal 1-hour standard for PM₁₀
 The state and federal standard for PM₁₀ is 150 ug/m³ averaged over 24 hours.

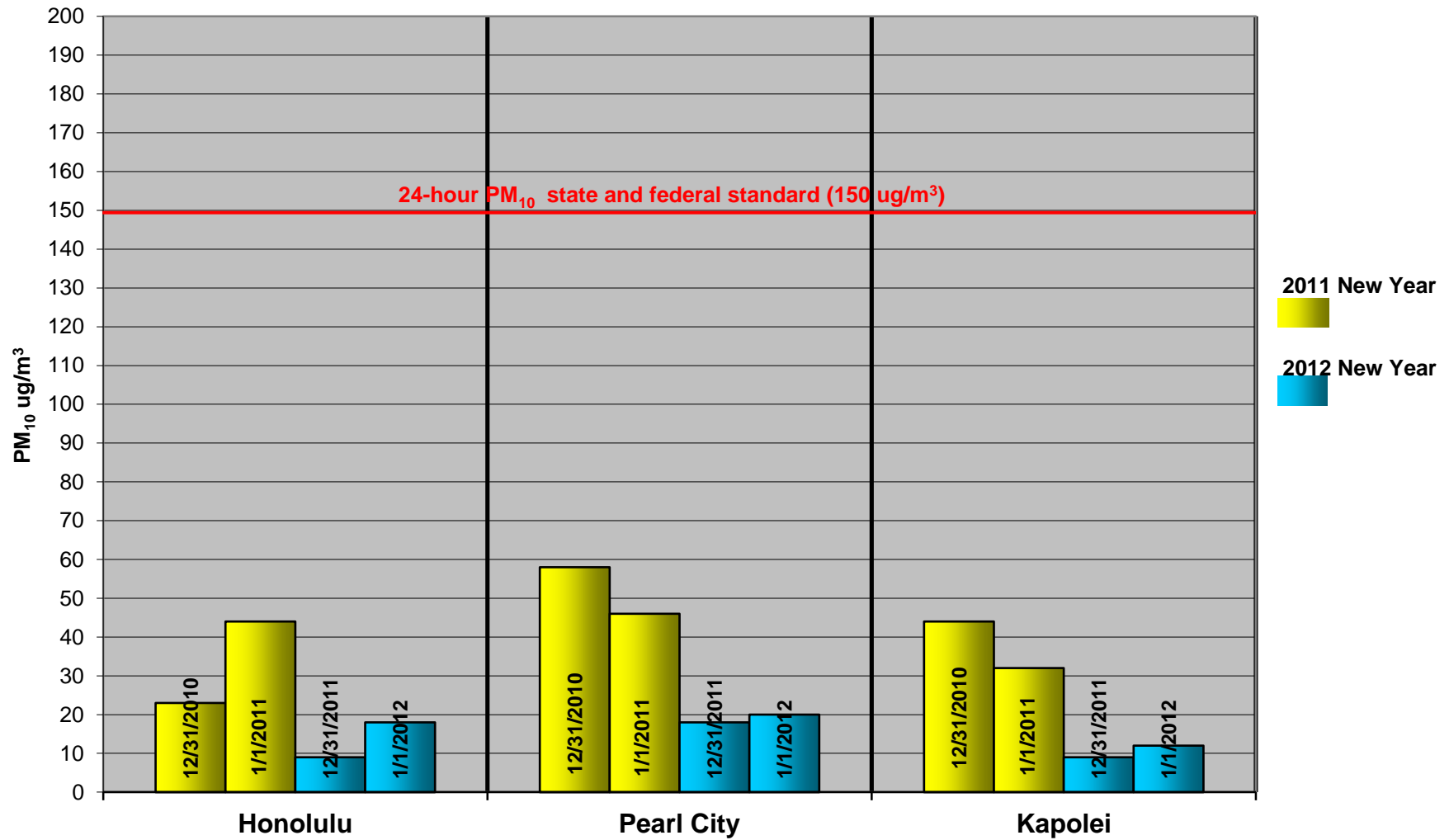
24-Hour PM₁₀ Averages (ug/m³) 12/31/11 and 1/1/12

Preliminary Data Subject to Change



Comparison of New Year's 2011 and 2012: 24-Hour PM₁₀ Averages (ug/m³)

(Data is preliminary and subject to change)



PM_{2.5} (ug/m³) Data for December 31, 2011

PM_{2.5} Particulate matter that is 2.5 microns or less in aerodynamic diameter

Preliminary Data Subject to Change

Air Monitoring Stations						
Time	Honolulu 1250 Punchbowl St.	Pearl City 860 4th St.	Kapolei Kapolei Business Park	Sand Island Sand Island Access Rd.	Kihei Hale Piilani Park	Niimalu 2342 Hulemalu Rd.
1:00 a.m.	5	3	8	7	3	1
2:00 a.m.	6	2	6	7	4	6
3:00 a.m.	6	0	5	10	7	6
4:00 a.m.	2	0	2	9	10	3
5:00 a.m.	2	0	2	9	6	5
6:00 a.m.	4	1	3	10	5	5
7:00 a.m.	3	3	5	8	7	3
8:00 a.m.	6	3	6	8	4	3
9:00 a.m.	10	2	6	9	3	3
10:00 a.m.	10	0	5	8	6	3
11:00 a.m.	5	0	5	7	10	3
12:00 noon	6	3	10	5	9	2
1:00 p.m.	9	1	16	5	8	0
2:00 p.m.	10	2	9	7	9	1
3:00 p.m.	10	2	4	4	7	2
4:00 p.m.	8	0	2	3	6	2
5:00 p.m.	4	2	7	5	5	1
6:00 p.m.	2	7	11	6	7	17
7:00 p.m.	4	8	7	6	7	4
8:00 p.m.	3	3	1	9	9	19
9:00 p.m.	0	18	5	7	8	11
10:00 p.m.	1	20	6	5	3	9
11:00 p.m.	7	23	6	8	5	59
12:00 midnight	11	69	6	8	27	20
24 hour average^a	6	7	6	7	7	8

^a The federal standard is 35 ug/m³ *averaged over 24 hours*

PM_{2.5} (ug/m³) Data for January 1, 2012

PM_{2.5} Particulate matter that is 2.5 microns or less in aerodynamic diameter

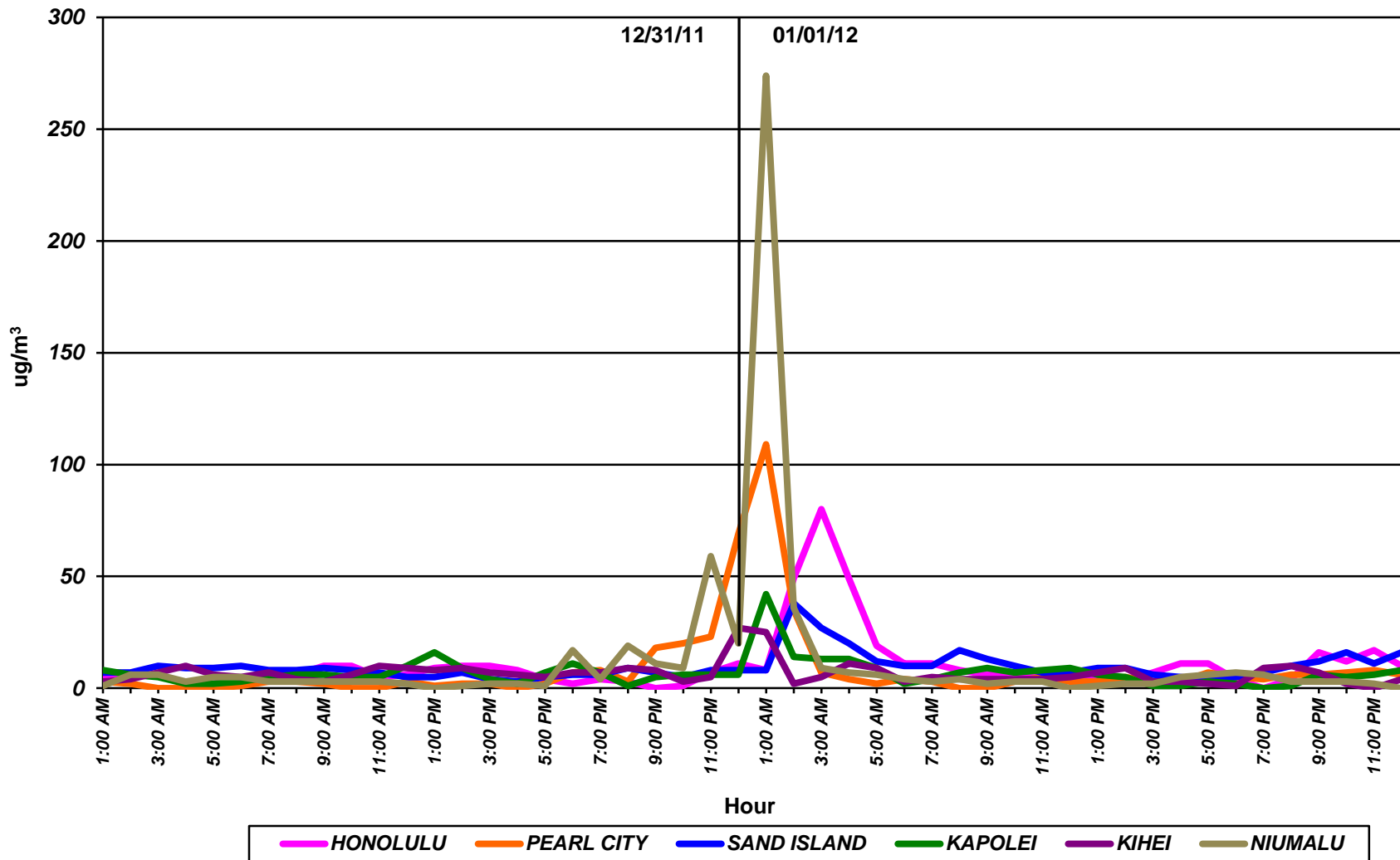
Preliminary Data Subject to Change

Air Monitoring Stations

Time	Honolulu 1250 Punchbowl St.	Pearl City 860 4th St.	Kapolei Kapolei Business Park	Sand Island Sand Island Access Rd.	Kihei Hale Piilani Park	Niumalu 2342 Hulemalu Rd.
1:00 a.m.	8	109	42	8	25	274
2:00 a.m.	49	35	14	38	2	36
3:00 a.m.	80	7	13	27	5	9
4:00 a.m.	49	4	13	20	11	7
5:00 a.m.	19	2	9	12	9	6
6:00 a.m.	11	4	2	10	3	4
7:00 a.m.	11	3	4	10	5	3
8:00 a.m.	8	0	7	17	4	4
9:00 a.m.	6	0	9	13	4	2
10:00 a.m.	7	3	7	10	4	3
11:00 a.m.	5	5	8	7	4	3
12:00 noon	7	3	9	7	5	0
1:00 p.m.	5	3	6	9	7	1
2:00 p.m.	3	5	5	9	9	2
3:00 p.m.	7	3	1	6	3	2
4:00 p.m.	11	3	1	5	3	5
5:00 p.m.	11	7	3	4	2	6
6:00 p.m.	4	5	2	5	1	7
7:00 p.m.	0	4	0	7	9	6
8:00 p.m.	4	6	1	10	10	3
9:00 p.m.	16	6	6	12	7	3
10:00 p.m.	12	7	5	16	2	3
11:00 p.m.	17	8	6	11	0	2
12:00 midnight	10	6	8	16	4	0
24 hour average^a	15	10	8	12	6	16

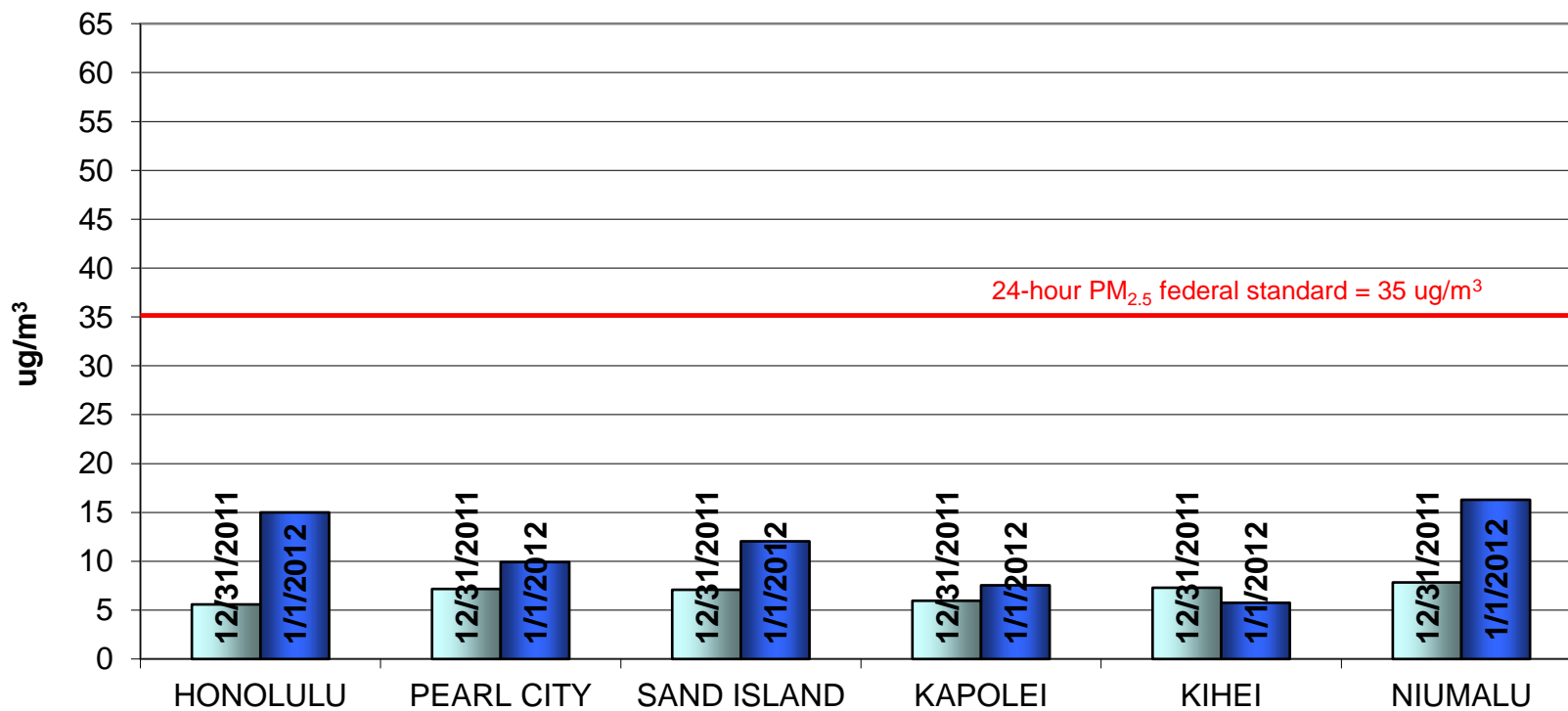
^a The federal standard is 35 ug/m³ *averaged over 24 hours*

1-Hour PM_{2.5} (ug/m³) Data for December 31, 2011 and January 1, 2012
 (Preliminary Data Subject to Change)



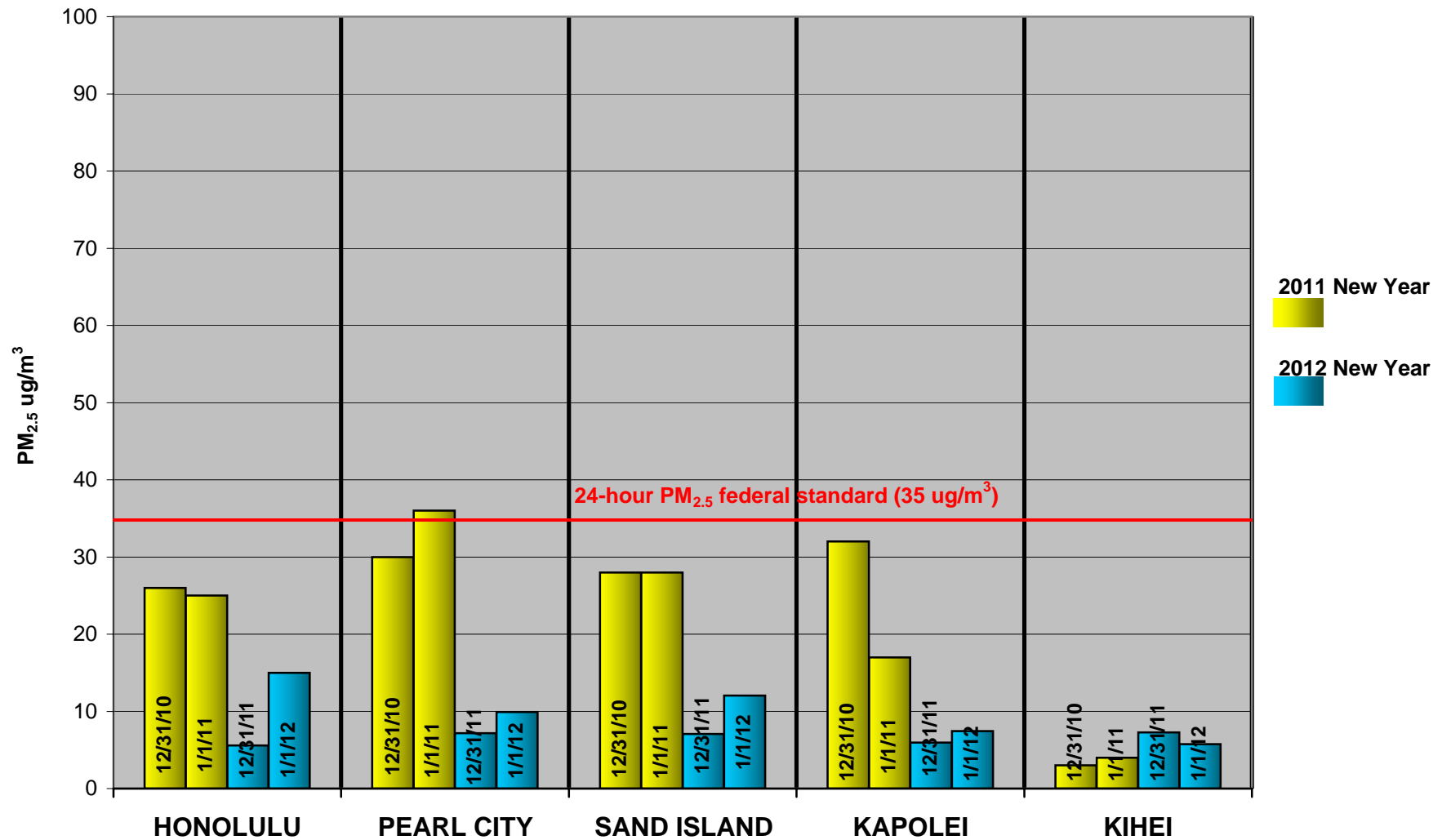
There is no state or federal 1-hour standard for PM_{2.5}
 The federal standard for PM_{2.5} is 35 ug/m³ averaged over 24 hours.

**24-Hour PM_{2.5} Averages (ug/m³) 12/31/11 and 1/1/12:
OAHU, MAUI and KAUAI**
Preliminary Data Subject to Change



Comparison of New Year's 2011 and 2012: 24-Hour PM_{2.5} Averages (ug/m³)

(Data is preliminary and subject to change)



Comparison of New Year's 2010 - 2012: 24-Hour PM_{2.5} Averages (ug/m³)

(Data is preliminary and subject to change)

