

BRIEF REPORTS

Brief Introduction to Health Disparities By Gender and Marital Status.

Kathleen Kromer Baker¹, PhD, Alvin T. Onaka¹, PhD, Brian Horiuchi¹, MPH, James Dannemiller², MA

The Hawai'i Health Survey (HHS) provides useful information to document health disparities. Prior published information from the HHS indicated health disparities by ethnicity, income, geographic area, and insurance. However, gender and marital status are less well documented. Introductory information provided

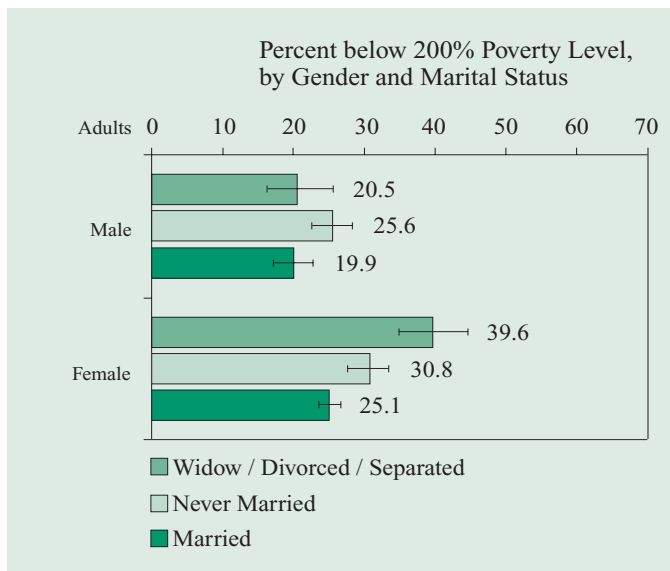


Figure 1. Percentage of Adults* Living Below 200% of the Poverty Level** By Gender and Marital Status, Hawai'i Health Survey, 2004-2007.

below illustrates that gender and marital status can also be important factors in the health of Hawai'i adults.

Gender and marital status are associated with income. Among adults in Hawai'i, females that are widowed, divorced, or separated have the highest percent living below 200% of the federal poverty level.^a Next highest are females that have never married.

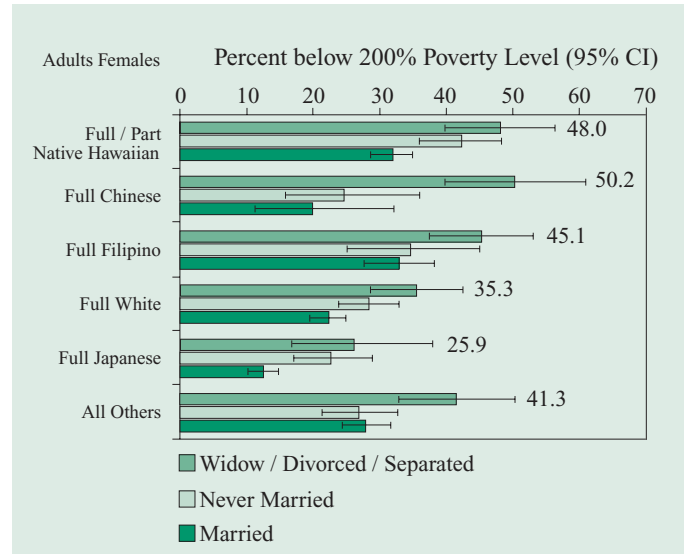


Figure 2. Percentage of Women* Living Below 200% of the Poverty Level** By Ethnicity† and Marital Status, Hawai'i Health Survey, 2004-2007.

Similar patterns are present among women by ethnicity. Women that are widowed, divorced, or separated have the highest percent living below 200% of the federal poverty level for all ethnic groups listed. Percent differences between females that are widowed, divorced, or separated compared to women that are married are statistically significant for all ethnic groups except Full Filipino.

Women that are widowed, divorced, or separated are not only more likely to be living with lower incomes but are also more likely to have at least one health condition (arthritis, asthma, diabetes, high blood pressure, high blood cholesterol). Women that are widowed, divorced, or separated and living below 200% poverty level have the highest percent of living with at least one chronic health condition (62.2%, 55.7-68.3 - 95% CL) compared to any other group of women. Differences are statistically significant except for women who never married living below 200% poverty level (51.8%, 47.4-56.1 - 95% CL).

¹Office of Health Status Monitoring, Hawai'i State Department. of Health.

²SMS Research, Honolulu, Hawai'i.

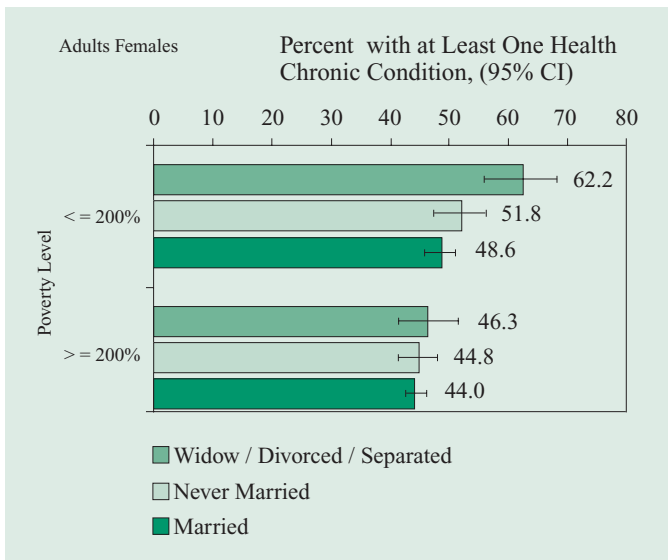


Figure 3. Percentage of Women* with at least One Chronic Health Condition By Poverty Level** and Marital Status, Hawaii Health Survey, 2004-2007.

Women, particularly divorced, separated, or widowed, may be disadvantaged in relation to income and health. More detailed information on women's issues (e.g. children in the household) and also men's health disparities from the Hawaii Health Survey will be forthcoming. Further information on the Hawaii Health Survey can be accessed at:
<http://hawaii.gov/health/statistics/hhs/index.html>

Corresponding author:

Kathleen Kromer Baker, PhD
 Hawai'i Department of Health
 Office of Health Status Monitoring
 1250 Punchbowl Street
 Honolulu, HI 96813
 Email: kathleen.baker@doh.hawaii.gov

a The 2008 federal poverty level for a single person is \$11,960. U.S. Department of Health and Human Services [homepage on the internet]. Washington: the Department; 2008 [cited 6 Nov 2008.]

* Adults >17 years from respondent information. All data age-adjusted to the 2000 standard population using five age groups: 20—34 years, 35—44 years, 45—54 years, 55—64 years, and ≥65 years. Data from survey respondents are provisionally weighted, adjusted, and averaged over the four year period to estimate Hawaii's non-institutionalized adult population. Data are adjusted as group quarters, households without telephones, homeless, and the island of Ni'ihau are not represented.

** Poverty status is determined by using the "poverty guidelines" and takes into account not only income but also household size supported by the income. Thus, it is a more useful indicator of actual personal income. It is reported for the household and/or the household members. Poverty guidelines are updated annually in the Federal Register by the U.S. Department of Health and Human Services.

† The Respondent can list over four ethnicities for both their mother and their father in response to the question "Of what ethnic background is your mother (separate question for father)?" These

responses can be coded using different methodologies. Here full/part are presented for Native Hawaiians, and full for the other ethnic groups (only that response listed in each group). All others include other one ethnic group responses, mixed group responses, and don't know/refused. Only groups with sample sizes greater than 50 and relative standard error <30 are included in the present analysis.