



Department of Health
Developmental Disabilities Division

Performance Report

Performance Period April 2009-June 2009

Introduction

This section presents information about the performance and operations of the Developmental Disabilities Division. The Division is continuously striving towards providing quality services for the DD/MR children, youth and adults. This process involves planning with the individual, families, and circle of support; program development; and community-based problem solving. Emphasis is also placed on the Individualized Service Plan as a tool to gather data, identify needs, and plan services to maximize the provision of assistance to individuals.

The Hawaii Revised Statutes, chapter 333F authorizes the Developmental Disabilities Division (DDD) to develop, lead, administer, coordinate, monitor, evaluate, and set direction for a comprehensive system of supports and services for persons with developmental disabilities or mental retardation. Services are based upon a person-centered plan predicated on individual choice and decision-making.

Natural supports from family members and the community are considered, as are funding sources such as Medicaid and general (state) funds appropriated by the State Legislature. Per HRS 333 F-2 (b), the DDD cannot supplant or duplicate services provided under other federal, state, or county acts.

Reporting of data during this period concerns **only children and youth, ages 0-20** and is presented in two of the following performance areas:

- *Enrollment:* Geographic location of children and youth. Number of children and youth served.
- *Service Utilization:* Number of children and youth who utilized Home and Community Based Services (Medicaid Waiver Program).

Enrollment

Developmental Disabilities Division

Quarterly Enrollment

This data includes quarterly enrollment for DDD children and youth (ages 0-20) eligible during April through June 2009.

Table 1. Quarterly Enrollment Data

Quarter April-June 2009	Quarterly Enrollment of Eligible Children/Youth	Total Applications Received for children/youth	Oahu	Hawaii	Kauai	Maui Molokai Lanai
	25	74	21	3	1	0

Goal: Streamline application for admission process.

The DDD accepts applications for admission through a referral process initiated primarily from the individual or family member/guardian. Intake workers are assigned to interview the applicant with the parents/guardian, observe the applicant, gather information, and review medical, psychological, educational and ancillary assessments as appropriate to assist in making eligibility recommendations for admission. The Clinical Interdisciplinary Team (CIT) then reviews the recommendations of the intake worker and determines whether an applicant is eligible for DDD services.

The CIT is a team of highly qualified professionals representing multiple experiences and backgrounds and consists of the medical director (practicing pediatrician), clinical psychologist and case management program specialist. This team provides a triage process to hasten eligibility determination and notification to participants and case management staff for appropriate supports and services. They do this by conducting in depth clinical assessments related to health, safety, behavior and medical treatment.

The CIT meets bi-weekly to review intake packets and relies on documentation collected prior to intake for each review. If reports are needed to support a condition or diagnosis, the team will request them. The team may need to review additional information including intelligence test scores, adaptive functioning test scores, medical reports, educational reports and other specialty reports. This information assists the CIT in determining whether a child or youth is eligible to be admitted to DDD based on a developmental disability or a diagnosis of mental retardation. The request for necessary supportive information and additional information lengthens the intake and eligibility process. DDD regularly review its process to improve intake processing.

Utilization of Services

Developmental Disabilities Division

Enrollment into the Home and Community Based Services (HCBS)

Children and Youth eligible for the DDD may also apply for DD/MR (Developmental Disabilities/Mental Retardation) HCBS. This funding source is contracted through the Department of Human Services identified as the State of Hawaii Medicaid Agency and programmatically administered by the Department of Health, Developmental Disabilities

Division. This federal match-grant provides for an alternative to institutional living. Services funded through this Medicaid Waiver assist individuals living within the community.

Children and Youth Served by DDD

Table 2 below indicates the total number of children and youth ages 0-20 who are *currently* served by DDD through Home and Community Based Services (HCBS) *and* State Funded Programs as of June 30, 2009.

Table 2. Total Number of Children Currently Served by DDD per County as of June 30, 2009

County	HCBS	State Funded Programs		Total Served by DDD
		Family Support Services	Respite	
Oahu	358	22	99	479
Hawaii	144	5	6	155
Kauai	49	3	6	58
Maui/Molokai/Lanai	75	4	12	91
Total Children/Youth	626	34	123	783

Table 3 indicates the number of children and youth that were eligible for DD/MR- HCBS and State Funded programs *for the reported quarter*.

Table 3. Quarterly Data for Children/Youth Eligible for DD/MR-HCBS *and* State Funded Programs

Quarter April – June 2009 County	Children/Youth Eligible for HCBS	Children/Youth Eligible for State Funded Programs
Oahu	12	121
Hawaii	6	11
Kauai	1	9
Maui/Molokai/Lanai	3	12

Goal: DDD uses data regarding specific waiver services utilized by children and youth to assist with assessment and planning for future budget and staff capacity.

Children and Youth Receiving Medicaid Waiver Services

Figure 2. Number of Children and Youth Receiving Medicaid Waiver Services as of June 2009

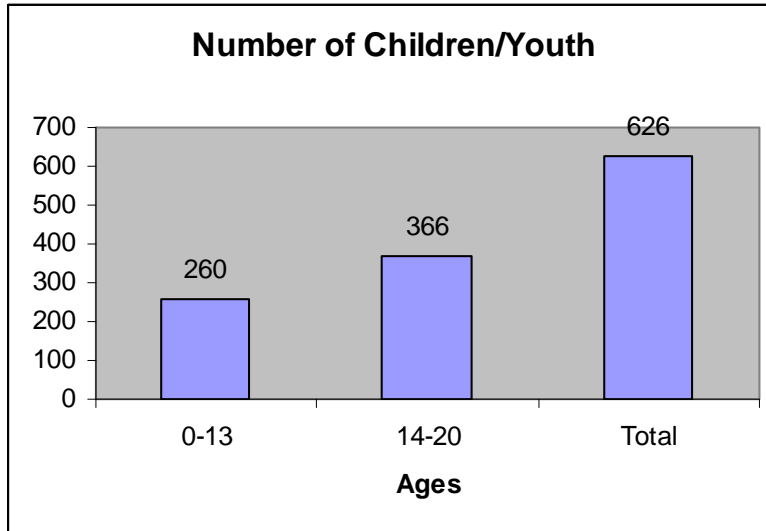
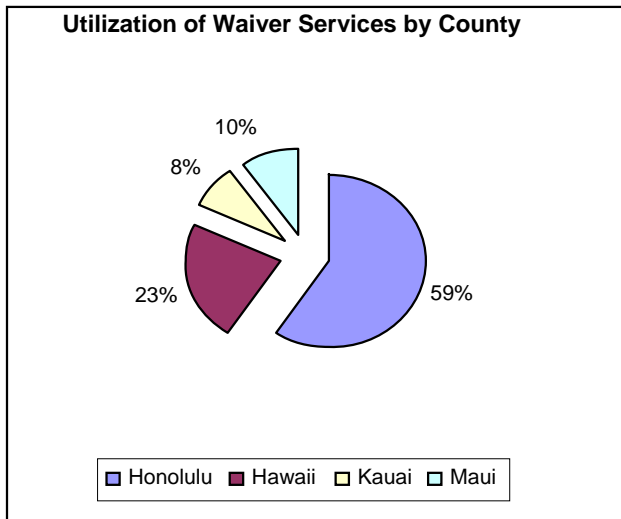


Figure 3. Utilization of Waiver Services by Children/Youth by County (January 2009 to March 2009)



Note: Quarterly April – June 2009 fiscal data not available

Table 4. Number of Children and Youth Utilizing Various Waiver Services by County (January 2009 to March 2009)

Quarter January –March 2009 Service Type	Honolulu	Hawaii	Kauai	Maui	Total
PAB	291	121	36	60	508
Respite	67	10	10	2	89
Skilled Nursing	15	5	3	5	28
Chore	5	7	4	0	16
Supported Employment	0	4	0	0	4
Emergency Outreach	2	0	0	0	2

Note: Quarterly April – June 2009 fiscal data not available

Definition of Waiver Services:

PAB: Personal Assistance/Habilitation

A range of assistance or training to enable individuals to accomplish tasks that they would normally do for themselves if they did not have a disability.

Respite:

Services provided on a short-term basis to relieve the person normally providing the care. Respite may be furnished at various locations.

Skilled Nursing:

Services within the scope of the State's Nurse Practice Act, provided by a registered professional nurse, or licensed practical nurse under the supervision of a registered nurse, licensed to practice in the State of Hawaii.

Chore:

Services needed to maintain the home in a clean, sanitary and safe environment. These services are provided only when the individual or anyone in the household, or other relatives, caregiver, landlord, community/volunteer agency, or third party payor is not capable or responsible for performing or financially providing for them.

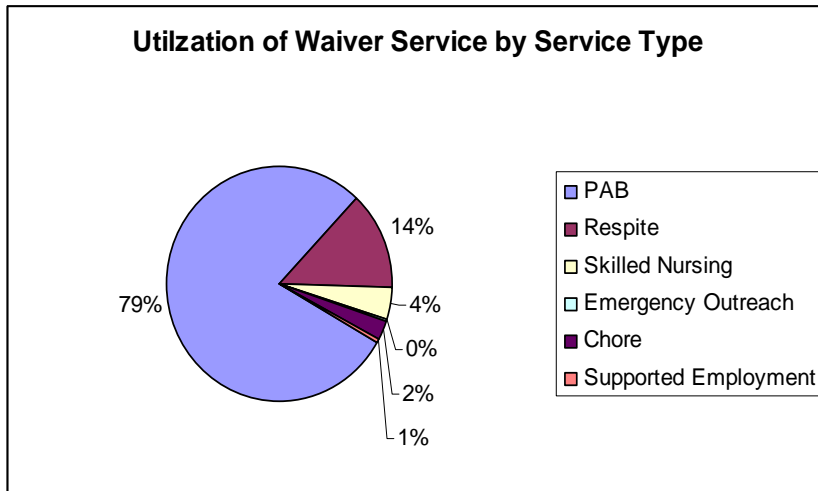
Supported Employment:

This service consists of intensive, ongoing supports that enable individuals, for whom competitive employment at or above minimum wage is unlikely, and who, because of their disabilities, need supports to perform in a regular work setting.

Emergency Outreach:

Immediate on-site support for situations in which the individual's presence in his/her home or program is at risk due to the display of challenging behaviors that occur with intensity, duration and frequency that endangers his or her safety or the safety of others or results in the destruction of property.

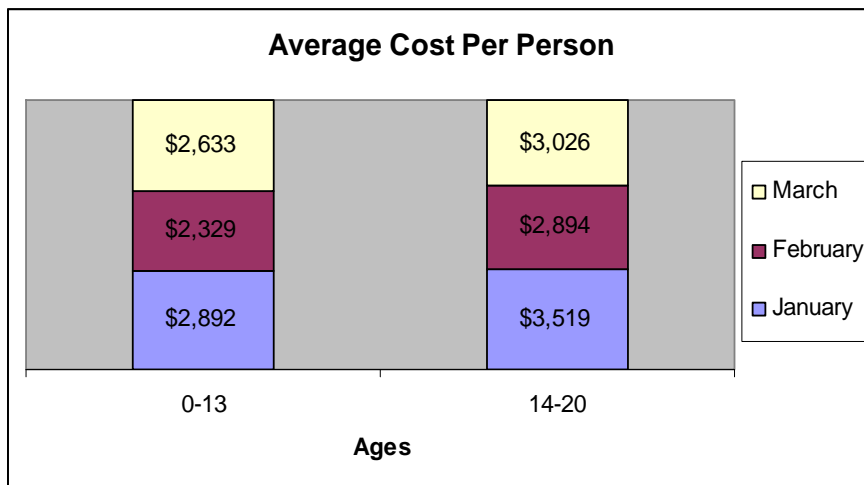
Figure 4. Utilization of Waiver Service by Service Type (January 2009 – March 2009)



Note: Quarterly April – June 2009 fiscal data not available

The average cost per child/youth for January-March 2009 is reflected in Figure 5. This average is based on one or more waiver services per child/youth.

Figure 5. Average Cost per Child/Youth Receiving Medicaid Waiver Services, January – March 2009



Note: Average yearly cost for FY 2009 not available. This figure reflects average cost per person for third quarter, January 2009 - March 2009.

Addressing Challenges and Maximizing Resources

Developmental Disabilities Division

- Equitable solutions are sought as agency faces declining resources.
- Continued partnerships with advocates, families, provider agencies, participants and public/ private organizations supporting participants with developmental disabilities to maximize resources and services.

Summary

Developmental Disabilities Division

- DDD uses enhanced assessment and screening process to assure that individual service needs are accurate and reflect participant needs for health and safety thus improving quality assurance.
- DDD uses data regarding specific waiver services utilized by children and youth to assist with assessment and planning for future budget and staff capacity.